
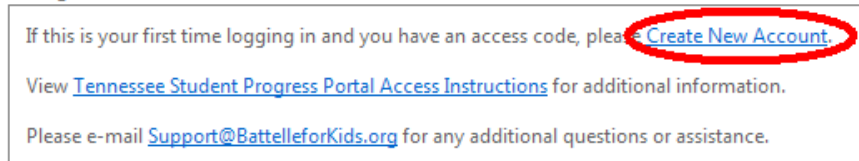


To register for Tennessee's First to the Top value-added online courses follow these steps:

1. Go to: www.BattelleforKids.org/Tennessee
2. Set up your account
 - a. Click LOGIN (top right of page)



- b. Click CREATE NEW ACCOUNT



- c. Enter your email address and access code (provided by your principal)

Step 1 of 3
To begin the Create a New Account process, please enter your work e-mail address and access code.

If you are a teacher or school employee and do not know your building access code, please contact your principal.

If you are a central-office staff member and do not know your district access code, please contact your director.

If you are not assigned to a building or district central office, please e-mail FirsttotheTop@BattelleforKids.org for assistance.

Email Address:

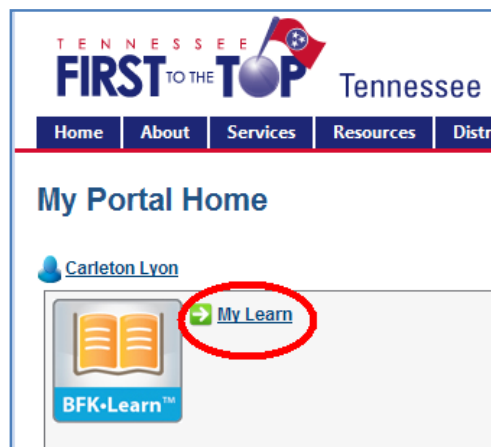
Access Code:

- d. Click CONTINUE and follow the steps to create your account.

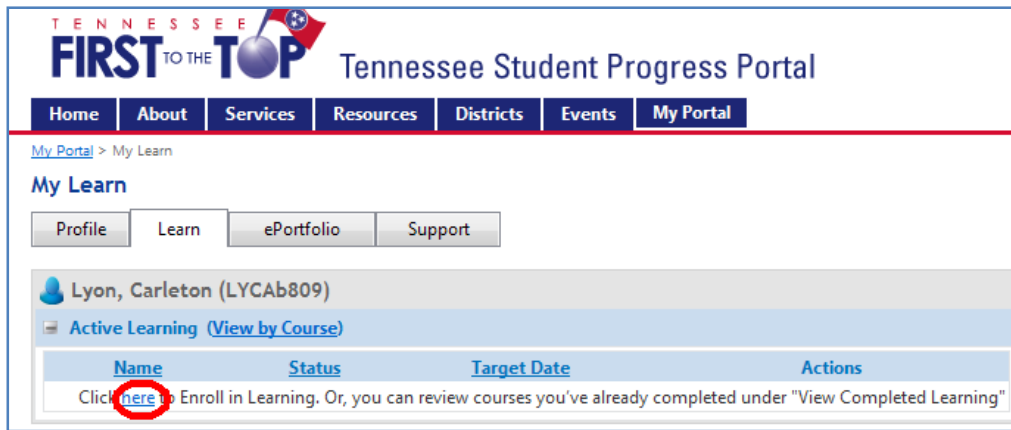
3. Once logged in, click MY PORTAL



4. Click MY LEARN

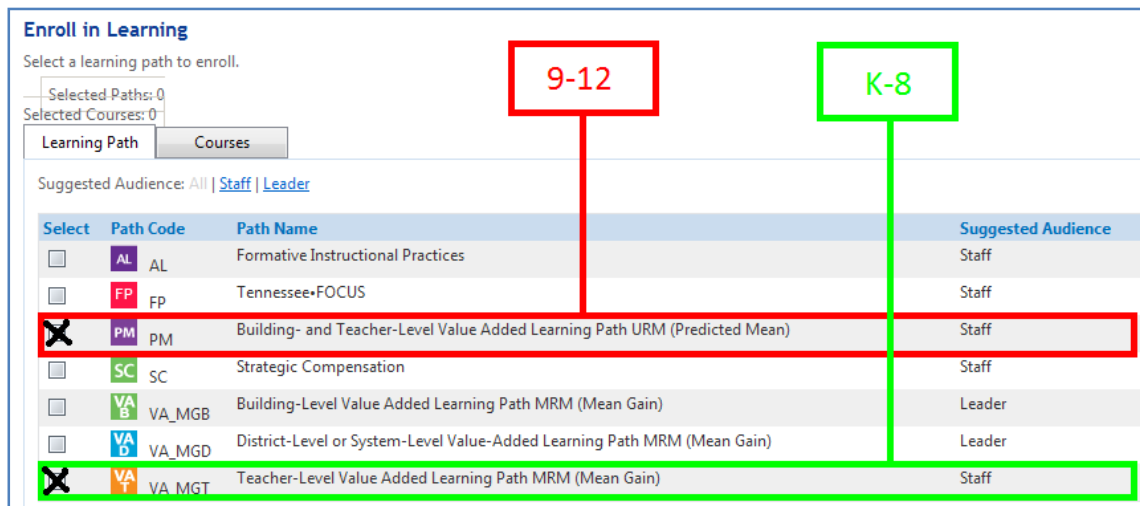


5. Click to enroll in online courses



6. Click the box for your course learning path

- a. K-8, select VAT/va_mgt/Teacher-Level Value Added Learning Path MRM (Mean Gain);
- b. 9-12, select PM/pm/Building- and Teacher-Level Value Added Learning Path URM (Predicted Mean)



7. To start a course in your learning path, click BEGIN next to the name of the course



8. When your courses and paths are completed, print certificate or provide verification to your principal as requested.