

Compass Bearings

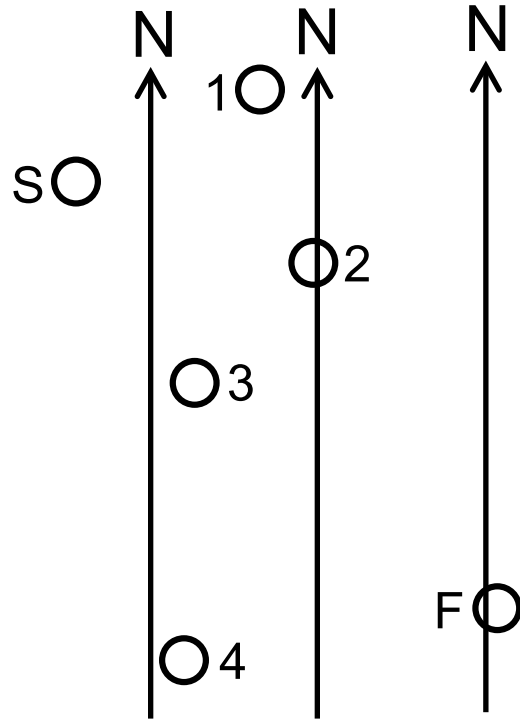
Name _____
 Period _____
 Date _____

Part 1:

Find the compass bearings in the diagram on the right.

Go from S to 1; then 1 to 2; 2 to 3; etc. Read off the bearings and record your answers in the table.

Part 1: Find the bearing between:	
S → 1	
1 → 2	
2 → 3	
3 → 4	
4 → F	



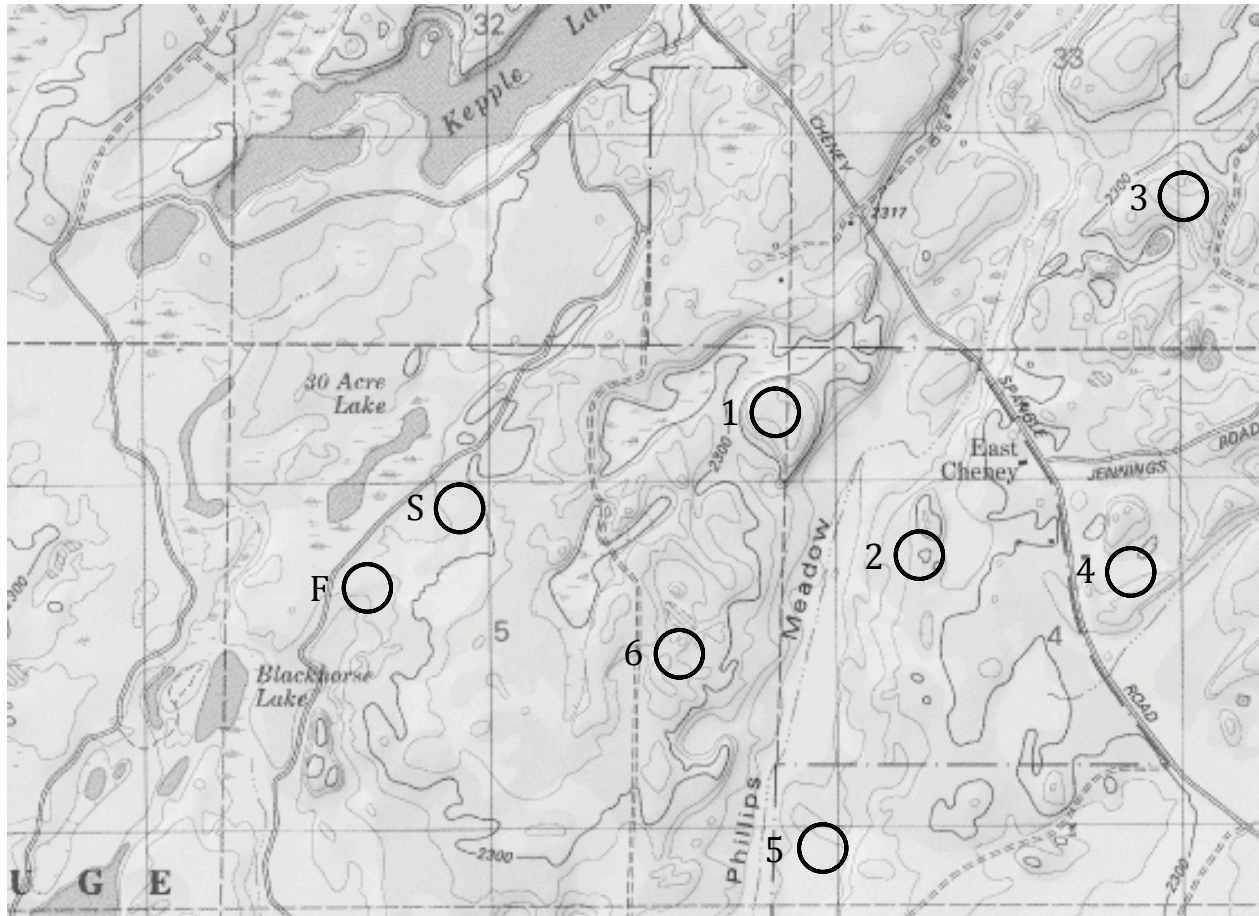
Part 2:

Find the compass bearings on the topographic map on the back of this worksheet.

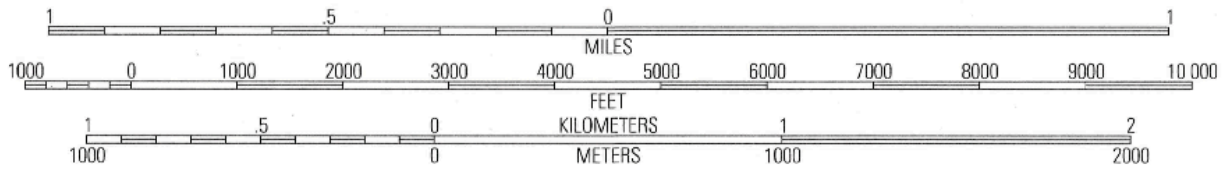
Go from S to 1; then 1 to 2; 2 to 3; etc. Read off the bearings and record your answers in the table.

A cross-country hike on a compass bearing is seldom the best and quickest route between places. In fact, sometimes it is impossible. Look out for some of the difficulties on these routes.

Part 2: Find the bearing between:	
S → 1	
1 → 2	
2 → 3	
3 → 4	
4 → 5	
5 → 6	
6 → F	



SCALE 1:24 000



CONTOUR INTERVAL = 10 FEET
DATUM IS MEAN SEA LEVEL