

Brain Boggle Chembalancer

Name _____

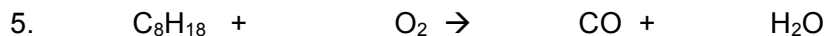
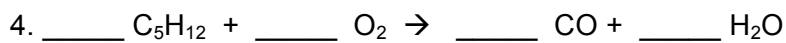
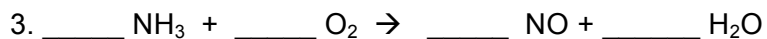
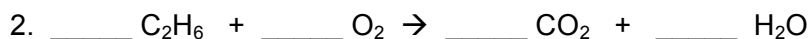
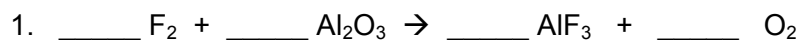
Period _____

Date _____

Directions:

1. Go to Brain Boggle Chembalancer at <http://funbasedlearning.com/chemistry/chemBalancer3/default.htm>
2. Click '**Directions**'. Read and understand the directions. Click '**OK**'. Click on '**Start Game**'.
3. Try entering some numbers in the text boxes in front of each molecule. What happens?
4. If you forget the directions, click on the '**How to Play the Game**' link. Click '**OK**' when you finish reading them to return to the game.
5. When you think you have typed the right numbers in all the boxes, click the '**Balanced**' button.
6. If you didn't get it right, try again.
7. If you did get it right, then fill in the correct answers on this worksheet for #1.
8. Repeat steps 3-7 for the other 4 problems.

Problems:



For more practice, go to the following webpage and try balancing some other equations. Some of these are challenging! Show your results to your teacher for some extra, extra credit points.

Balancing Chemical Reactions <http://science.widener.edu/svb/tutorial/rxnbalancingcsn7.html>