



Training Guide



Focused Activities

Focused Activities allow you to concentrate on specific language skills or a combination of skills. They may include a few specialized screen types designed to emphasize these skills.

Your Course contains a selection of the following Activities:

- Core Lesson
- Pronunciation
- Vocabulary
- Grammar
- Listening and Reading
- Reading
- Writing
- Listening
- Speaking
- Review
- Milestone

In Explore View, Activities in the Lesson color are included in your Course. Grayed Activities are not included in your Course. You can select any Activity from Explore View.



The **Core Lesson** is the main Activity that teaches language. It includes a variety of exercises designed to introduce you to new language content.

The **Pronunciation** Activity focuses on refining your pronunciation by breaking down the words and giving you detailed visual feedback to compare your speech to that of the native speaker.

Vocabulary is reinforced through a combination of images, reading and listening exercises to help you practice your new words.

The **Grammar** Activity helps you focus on the grammatical structures of the language you have learned. Rosetta Stone® builds on Listening and Reading skills to reinforce the connection between spoken and written text.

The **Reading** Activity introduces sounds and letters from your new language and builds your reading ability as you learn.

The **Writing** Activity guides you into recognizing the alphabet and learning to spell words in the language you are learning.

The **Listening** Activity provides added training in listening comprehension.

The **Speaking** Activity gives you plenty of speech practice, so you're confident speaking right away.

The **Review** brings back content you've mastered in previous Activities for reinforcement.

The **Milestone** Activity lets the learner engage in conversation with the computer using proprietary speech recognition. The learner draws from the context to form their questions and responses to keep the conversation going.

Language Level Descriptions

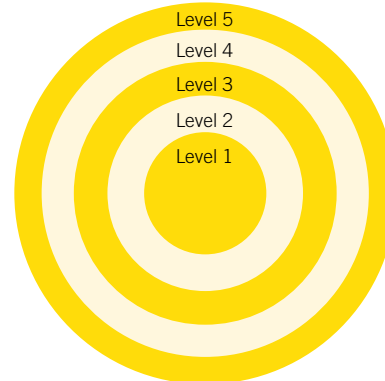
Level 1: Build a foundation of fundamental vocabulary and essential language structure. Gain the confidence to master basic conversational skills, including greetings and introductions, simple questions and answers, shopping and much more.

Level 2: Navigate your surroundings as you build on the vocabulary and essential language structure learned in Level 1. Learn to talk about your environment such as giving and getting directions, using transportation, telling time, dining out, enjoying basic social interactions and much more.

Level 3: Connect with the world around you by building on the language fundamentals and conversational skills you developed in Levels 1 and 2. Learn to share your ideas and opinions, express your feelings and talk about everyday life, your interests, your work, current events and much more.

Level 4: Deepen your understanding of the language as you build on your success achieved in Levels 1, 2 & 3. Negotiate complex situations with confidence and accuracy. Develop conversational skills to navigate the workplace, care for your health, arrange repairs and move abroad. Learn language for driving, planning adventures and much more.

Level 5: Develop command of the language as you refine the crucial communication skills you acquired in Levels 1-4. Effectively handle emergency situations. Discuss entertainment and culture, government and the marketplace. Get to know the neighborhood. Discuss family and traditions. And celebrate success.



Rosetta Stone Learning Strategies

- C** onnecting language meaning to images
- R** einforcing known words
- I** ntroducing new words in the context of already known words
- B** uilding grammatically correct structure
- S** orting it out

Content Descriptions

Level 1

Build a foundation of fundamental vocabulary and essential language structure.

Unit 1 Language Basics

Lesson 1	definite and indefinite articles; singular, plural and gendered nouns; third person singular and plural personal subject pronouns; subject-verb agreement
Lesson 2	direct objects, negation, mixed-gendered “they,” questions with “What,” “yes/no” questions
Lesson 3	colors, adjectives, professions, first and second person pronouns
Lesson 4	numbers 1-6, clothing, questions with “Who” and “How many”
Milestone	You are on a hiking trip with your dog and meet two other hikers. You share a conversation, prepare a meal, and visit a scenic location.

Unit 2 Family and Friends

Lesson 1	possessive pronouns, family relations, numbers 7-12, ages
Lesson 2	prepositions, terms for dwellings and household items/rooms, family relationships
Lesson 3	introductions, landmarks, locations, conversational dialogue
Lesson 4	physical attributes/states/descriptions
Milestone	You are juggling on a trolley and make friends with a brother and sister. When you get to your stop, you realize the sister has left a book behind and catch up to them. You return the book and a family picture falls out. The sister tells you about the picture while the brother runs off to buy sodas. You enjoy the cold drink with your new friends and teach the boy to juggle.

Unit 3 Work and School

Lesson 1	“work/play,” times of day, “before/after,” the conjunction “but,” numbers 13-20, time-of-day greetings
Lesson 2	calendar terms, leisure activities, body parts, the senses
Lesson 3	speaking/studying/teaching languages, numbers to 60
Lesson 4	personal hygiene, “Why ... because”
Milestone	You are throwing a dinner party and your best friend comes over to help you. Your guests arrive, you have friendly conversation and enjoy dinner. The evening wears on, your guests leave and you find your best friend in the kitchen doing the dishes for you.

Unit 4 Shopping

Lesson 1	“want/need,” “buying/selling/shopping,” using landmarks to provide directions
Lesson 2	terms for entertainment and sports, preferences, “more/less”
Lesson 3	materials, merchandise, speed, weight, size, “young,” “old”
Lesson 4	comparing and contrasting, comparatives/superlatives, “same/different”
Milestone	You are running errands and doing last-minute shopping in preparation for the opening of your restaurant.

Level 2

Navigate your surroundings and build on the vocabulary and essential language structure learned in Level 1.

Unit 1 Travel

Lesson 1	travel and destinations, spatial relationships
Lesson 2	ordinal numbers, transportation, directions, locations
Lesson 3	telling time, “arriving/departing,” delays, distance, cost
Lesson 4	future tense (expectation) with “going to,” weather
Milestone	You are in your hotel room getting ready for the opening of your show at a museum. You’re running late and get directions to the museum from the hotel concierge. You arrive at the museum to great applause from those in attendance.

Unit 2 Past and Future

Lesson 1	past and future tenses, “giving,” letter-writing
Lesson 2	school subjects, signs, meaning/understanding
Lesson 3	past imperfect, types of schools, workplace terms
Lesson 4	past tense practice, polite requests with “would like,” choices with “or”
Milestone	You are a student and have just arrived in a country where they speak the language you are learning. You get in line to get your passport stamped and have a conversation with other travelers.

Unit 3 Friends and Social Life

Lesson 1	months of year, formal imperative, arrivals/departures, social dialogues
Lesson 2	social interactions, helping situations, timeliness, calendar dates, terms for contact information
Lesson 3	celebrations, meal courses, requirements, possession
Lesson 4	fine arts terms, quality terms (“good/better/best/bad/worse/worst”), “busy/free,” apologies
Milestone	You are preparing for a roof party you are hosting for your neighbors.

Unit 4 Dining and Vacation

Lesson 1	future tense (expectation, aspiration) with “will,” food terms, adverbs (“very”)
Lesson 2	terms for art, architecture, music, “ancient/modern/famous” landmarks, seeking and finding
Lesson 3	emotions, places of worship, duration, travel and lodging arrangements, sequencing with “First/Then/Finally”
Lesson 4	vacation vocabulary, qualifiers (“some/a lot of”), negative imperatives
Milestone	You and your spouse are on a vacation. During your trip, you go sailing and end your day with dinner on the beach.

Level 3

Connect with the world around you by building on the language fundamentals and conversational skills developed in Levels 1 and 2.

Unit 1 Home and Health

Lesson 1	terms for home, garden and backyard activities, “easy/difficult”
Lesson 2	terms for household items, appliances, activities and chores
Lesson 3	terms for strength and physical activity, “should/always/sometimes/never”
Lesson 4	terms for body parts/physical injury/illness, “What happened?,” “What is wrong?,” “Be careful.”
Milestone	You and a fellow carpenter finish a house renovation project, despite some mishaps. Your clients are thrilled with the final product.

Unit 2 Life and World

Lesson 1	present subjunctive tense, “win/lose,” “no one/everyone,” “nothing/everything”
Lesson 2	present perfect tense, continents, life milestones, emotions
Lesson 3	compass directions, oceans, botanical terms, possessive pronouns
Lesson 4	terms for mammals/birds/insects/amphibians; “beautiful/ugly,” “dangerous,” more possessive pronouns
Milestone	You’re a couple driving in the country and your car breaks down. A family helps you and fixes your car.

Unit 3 Places and Events

Lesson 1	“to believe” (opinion or judgment), “correct/incorrect,” “appropriate/inappropriate,” consequence with “If ... then”
Lesson 2	terms for currency exchanges and transactions “like this” (in this manner), “would” (present conditional)
Lesson 3	portions, shapes, weights, measurements, “at least,” “almost”
Lesson 4	household repair tools, weight/measure/temperature tools, culinary terms
Milestone	You and your son rent a vacation house. You find a mysterious key and go on a hunt to find the lock or door that the key opens.

Unit 4 Talking About the World

Lesson 1	nationalities, governmental leaders, political terms, media terms
Lesson 2	passive/impersonal construction, business terms, “agree/disagree”
Lesson 3	“too many/too much,” “remember/forget,” “learn about/learn how”
Lesson 4	terms for world religions, “celebrate,” “holiday,” “ready,” “Let’s go”
Milestone	You and a fellow traveler are traveling in a country where festivities are underway. You engage in several conversations with the locals as excitement mounts for the occasion.

Level 4*

Deepen your understanding of the language as you build on your success achieved in Levels 1, 2 & 3.

Unit 1 Tourism and Recreation

Lesson 1	Tourist destinations and travel guides, asking about hours of operation and buying tickets
	Microstone: A family travels abroad, debates where to go while consulting references and tours cultural landmarks.
Lesson 2	Terms for strength and physical activity, “should/always/sometimes/never”
	Microstone: A family discusses and engages in their favorite outdoor activities.
Lesson 3	Visiting an art museum, “century,” “to paint,” “to draw,” explaining favorites
	Microstone: A family visits an art museum and discusses their favorite pieces.
Lesson 4	Ordering dinner, restaurant vocabulary, “to follow,” “to order,” “How many people to be seated”
	Microstone: A family eats at a nice restaurant and discusses the variety of menu options.
Milestone	You are traveling in a foreign country with your husband where you take a tour of the city by bus. Later, you have lunch at the restaurant of your tour guide’s brother, where you discuss your favorite parts of the tour and plan the rest of your day.

Unit 2 Professions and Hobbies

Lesson 1	Sports, “job” and “hobby,” “together,” “alone,” discussing ideas
	Microstone: A talk-show host interviews a Japanese baseball champion and a famous artist, asking them how they began their careers.
Lesson 2	Office locations and activities, “appointment” and “date,” “to design” and “to present,” “to leave a message,” review of the passive voice
	Microstone: A man visits his girlfriend’s office to make a lunch appointment with her. When she misses the appointment, he reschedules and surprises her with a marriage proposal.
Lesson 3	Natural locations, “scientist,” “photographer,” “dark” and “light”
	Microstone: A team of scientists and a science magazine photographer explore a cave while averting dangers with the appropriate equipment.
Lesson 4	Mailing a package, “to leave” and “to return,” “to send” and “to receive,” review of indirect objects
	Microstone: A man goes through training on his first day working at the post office. He makes two deliveries, accidentally delivering them to the wrong people. Fortunately, both recipients are inspired by the mistaken packages. One designs a unique building while the other creates a unique painting.
Milestone	At an art festival, you look for a picture of a waterfall your wife wishes she had taken a picture of while vacationing. You find a nature photographer and order her a picture you think that she will like with the hope that it will arrive soon.

*Levels 4 and 5 available only in English (American) and Spanish (Latin America).

Level 4

Continued

Unit 3 At Home and Around Town

Lesson 1	Moving into a new home, “to open,” “to close,” describing emotions, “to miss,” review of continuous vs. completed actions
	Microstone: A young girl and her family move to a new house when her dad begins a new job. She describes the moving process and meets a new neighbor, who tells her about her new teachers. The girl and her neighbor become friends.
Lesson 2	Home repair, “to leak,” “to be damaged,” “to replace,” “locked” and “unlocked,” review of imperfect/continuous past
	Microstone: A family discovers leaking pipes and damaged wires in their new house. The husband comes to the rescue to repair the plumbing issue, but they must call an electrician to repair the wires.
Lesson 3	Toys, “to break,” “to lose,” “to share,” “worried,” “embarrassed,” “surprised,” relative time “just,” “about to”
	Microstone: A knowledgeable florist helps a man who forgot his girlfriend’s birthday, a woman unable to find the airport and a boy with a broken skateboard.
Lesson 4	Driving vocabulary, “mechanic,” “to enter” and “to exit,” “no problem,” “through,” “toward,” review of “to change” and the formal and informal imperative
	Microstone: A young man and his drivers’ education instructor are on a practice drive when they get a flat tire. Unable to repair it, they take the car to a mechanic and get the tire replaced.
Milestone	You and a friend are moving to a new country for a year so that you can better learn the language. You meet a real estate agent who shows you apartments and soon you are signing a lease and moving in!

Unit 4 Style and Personal Wellness

Lesson 1	Clothing care, “to put on” and “to take off,” Describing simultaneous actions, Making choices with “either,” “neither”
	Microstone: A man takes his torn jacket to a tailor to get it repaired. During the repair, the tailor finds a credit card in his jacket pocket. She calls to notify him, and when picking up his card he finds his jacket is ready to take home.
Lesson 2	Getting ready, kinds of jewelry and fabric, “curly,” “straight,” “long” and “short,” “made in/product of”
	Microstone: A man and a woman have a date tonight. They each prepare for the date, including washing up, getting dressed, and putting on jewelry.
Lesson 3	Health vocabulary, “Get well soon,” “Bless you,” “to be well (in good health),” “to heal,” Describing continuing or completed states and actions
	Microstone: A doctor investigates her patients’ ailments throughout the day including a cold, a cough, a fever, a cat allergy, a swollen eye, an itchy hand and an allergy to medicine.
Lesson 4	Shopping and Cooking vocabulary, ways to prepare food, “both,” “vegetarian”
	Microstone: Because a boy and his mother are coming over for dinner, a grandmother and her granddaughter are making apple cake. While discussing main course options, the granddaughter remembers that both guests are vegetarians.
Milestone	You and a friend run some errands together to prepare for a neighbor’s party you both will be attending. You pick up the ingredients for an Indian soup that you bring to the party, where everyone loves it!

Level 5*

Develop command of the language as you refine the crucial communication skills you acquired in Levels 1-4.

Unit 1 Business and Industry

Lesson 1	Industrial vocabulary, types of materials, “to push” and “to pull,” “to produce,” “industry,” “energy,” review of the subjunctive in adjectival clauses
	Microstone: A young woman discusses equipment shown in a book about the mining industry with a boy she is babysitting. He shows her his toys which resemble the photographs in the book. They then go to visit a friend of the family who owns a real bulldozer.
Lesson 2	Retail vocabulary, “to increase” and “to decrease,” “customer” and “clerk,” “extra,” “to be out of,” “amount,” “price,” “small,” “medium,” and “large,” review of the subjunctive in dependent clauses
	Microstone: A woman goes to a clothing store intending to return a dress which doesn’t fit. Because the store doesn’t carry the dress in her size, she cleverly adds a belt to the outfit and solves the problem.
Lesson 3	Agricultural vocabulary, “machine,” “midnight,” “noon,” “sunrise,” “sunset,” grouping items, review of impersonal expressions
	Microstone: A woman goes to a market to buy tomatoes and discovers a price change from the previous week and discusses the causes of the change with the farmer.
Lesson 4	Customer service vocabulary, “to recommend,” “to cancel,” “to tell,” “information,” “customer service,” “earlier,” “later”
	Microstone: A man calls to reschedule an appointment due to his upcoming vacation. He then calls Information to verify that his flight is not canceled because of the snow. Once at his vacation destination he inquires about restaurants and local attractions.
Milestone	You are a fashion designer traveling in a foreign country and decide to take a historical farm tour. At the gift shop, you purchase a historically accurate dress that you use in an original fashion design.

Unit 2 Arts and Academics

Lesson 1	Describing possibility, “might,” “could,” genres of literature and film, “to represent,” “story,” “beginning” and “end”
	Microstone: A man and his girlfriend peruse a video store, only to find that they have different tastes when it comes to genre. In the end, they happily settle on a comedy.
Lesson 2	Discussing government and citizenship, “culture,” “past,” “now,” and “future,” “traditional,” “legal” and “illegal,” review of the conditional mood
	Microstone: A law student from Japan travels to another country to study. A young girl from her host family is surprised that the woman is not wearing traditional Japanese clothing and that she takes off her shoes before entering a house.
Lesson 3	Mathematical functions, laboratory vocabulary, “to find out,” branches of science, review of the conditional perfect
	Microstone: Students in a science class present their experiments. One woman presents her biology experiment showing that music accelerates plant growth. Another woman shows how many planets were visible to her without a telescope. A man compares and contrasts the chemical components of coffee and tea.
Lesson 4	Growing and learning, “to become,” “possible,” “impossible,” “assignment,” “exam,” “term,” “to pass,” “to fail”
	Microstone: A boy worried about passing his chemistry class grapples with the temptation of cheating on his exam. After a friend encourages him to do his best instead, he is pleased with passing his exam and graduating with his friends.
Milestone	You and your friend decide to go to the movies and decide to watch a film about an astronomer. You both enjoy the movie and discuss the symbolism in the film and what it meant to you.

*Levels 4 and 5 available only in English (American) and Spanish (Latin America).

Level 5

Continued

Unit 3 Emergency Situations

Lesson 1	Terms for home, garden and backyard activities, “easy/difficult”
	Microstone: A woman calls in an emergency after she and her son are in a car accident. The paramedics arrive and help save the boy from choking. The woman then recounts the events leading up to the accident for a policeman.
Lesson 2	More medical vocabulary, internal organs, “serious,” “minor,” “emergency room”
	Microstone: A doctor solves her patients’ problems, which include: stitching a wound and setting a cast.
Lesson 3	Natural disasters, fire department vocabulary, “normal,” “unusual,” “to volunteer,” “to donate,” “despite,” review of the imperfect subjunctive
	Microstone: A volunteer enlists a young man to help install new pipes in a home destroyed by a tornado. They discuss volunteers and donations and how common they are.
Lesson 4	Traveling abroad, “embassy,” “translator,” “customs,” “to own,” “to steal,” “It’s too bad that ... ,” relating experiences
	Microstone: A young woman recounts her experiences of being robbed, finding help at the embassy and going through customs.
Milestone	It is a busy day at the emergency room where you work as a nurse. You treat a girl for smoke inhalation, who was the victim of a fire in her home and meet the firefighter who saved her. You update him on her condition and invite him to join your volunteer group after sharing your hobbies.

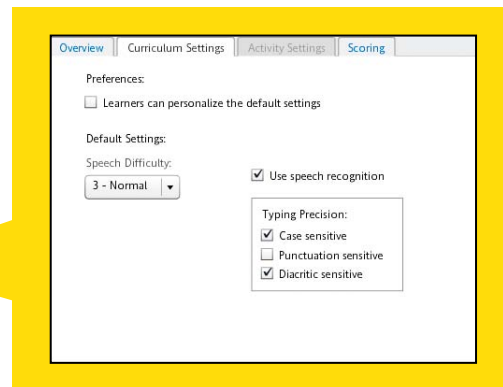
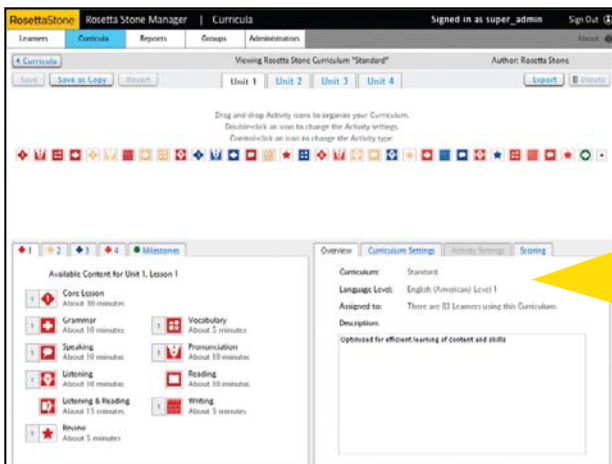
Unit 4 Family and Community

Lesson 1	Extended family, “aunt,” “uncle,” “only child” and “twin,” “to let (allow),” “to imagine,” “to tell the truth” “to tell a lie”
	Microstone: Two cousins imagine the lives of their grandmother and extended family while looking at old photographs. They visit their grandmother’s farm, exploring the house and grounds.
Lesson 2	“For example,” “It depends ... ,” “Of course!,” “simple,” “complex,” “to solve,” “to depend on,” “project,” “unless,” more emotions
	Microstone: A man who works at a video game design company describes his team and their project. He presents the project to their manager and has to answer a challenging question before receiving enthusiastic approval.
Lesson 3	Spending time with friends, “group,” “program,” “to prefer,” “rarely” and “often,” “every” and “each”
	Microstone: A woman tells the story of how she was robbed and then rescued by the man who eventually became her husband.
Lesson 4	Neighborhood vocabulary, “to change,” “to pollute,” “to recycle,” talking about common interests
	Microstone: A girl shows the physical features of the area where she lives and introduces her neighbor, who talks about the changes she’s seen in the area. The girl and her family then welcome another new family to the neighborhood.
Milestone	You and your friend volunteer for an afternoon cleaning up a city park, where you meet a man and his granddaughter. Your friend realizes she was a guest teacher at the girl’s school and the four of you work together to make a difference in your local environment.

Curricula Templates

Curricula are the course of study Learners follow. Each Curriculum consists of a guided path of Lessons and Activities designed to build a combination of language skills. Rosetta Stone® provides predefined Curriculum Templates as demonstrated below. You may assign a predefined Curriculum to Learners or copy a Curriculum and adapt it to the Learner.

	Curriculum Name	Core Lesson	Grammar	Speaking	Listening	Listening & Reading	Vocabulary	Pronunciation	Reading	Writing	Milestones	Review
Learner Study	Standard	✓	✓	✓	✓		✓	✓		✓	✓	✓
	Speaking & Listening Focus	✓	✓	✓	✓	✓	✓	✓			✓	✓
	Reading & Writing with Intro	✓	✓			✓	✓		✓	✓	✓	✓
	Reading & Writing Focus	✓	✓			✓	✓			✓	✓	✓
	Extended	✓	✓	✓	✓	✓	✓	✓		✓	✓	✓
	Standard with Reading Intro	✓	✓	✓			✓	✓	✓	✓	✓	✓
	Extended with Reading Intro	✓	✓	✓	✓	✓	✓	✓	✓	✓	✓	✓
Placement	Placement											✓
	Listening Placement				✓							
	Reading Placement								✓			
	Reading & Writing Placement								✓		✓	



Default Settings:
Curriculum settings allow you to apply typing and speaking precision. Turn off ability for learners to change the default patterns.



Predefined Curricula Descriptions

Standard

This curriculum provides a streamlined path through the language program for students learning a new language. Lessons include listening, reading, speaking, pronunciation, writing, grammar and vocabulary activities. Adaptive Recall® tracks your student's progress, revisiting skills that need additional development based on student performance in review activities. The Standard Curriculum does not include repetition of prior Lessons and may be more suitable for students with accelerated language-learning abilities.

Standard with Reading Intro

This curriculum expands the Standard Curriculum with reading practice of alphabet letters and sounds for students needing these skills.

Extended

This curriculum is optimized for practice of the content beyond the Standard Curriculum with additional practice of grammar, listening, speaking and vocabulary skills.

Extended with Reading Intro

This curriculum expands the Extended Curriculum to include alphabet letters and sounds during reading activities for students who need this additional practice.

Reading & Writing Focus

This curriculum is an abbreviated path through the language program that focuses on the skills necessary for reading and writing the language.

Reading & Writing with Intro

This curriculum is available only for the First Level of the language. It builds on the Reading & Writing Focus curriculum, but concentrates on the characters of a given language.

Speaking & Listening Focus

This curriculum is an abbreviated path through the language program that focuses on the skills necessary for speaking the language.

Placement

This curriculum is intended to place students with some language experience in the program, by testing them on short paths to see where in a Level they should begin.

Listening Placement

This curriculum is intended to place students in the program by testing them on their listening skills.

Reading Placement

This curriculum is intended to place students in the program by testing them on their reading skills.

Reading & Writing Placement

This curriculum is intended to place students in the program by testing them on their reading and writing skills.

List Curriculum Reports

Displays the progress on a Curriculum of Learners you have selected using a Learner List.

The List Curriculum Report has 3 components:

List of Learners, Language and Level and Curriculum

Create a List Curriculum Report

Choose a List of Learners: Choose a Language Level: Use Default Curriculum

List Type	List Name	Learners
Predefined	All Learners I can see	-
Predefined	All Learners in Groups I admin...	-
Predefined	All Learners in Group 'School ...	-
Smart	French 1 Learners	2
Custom	Watch List	1

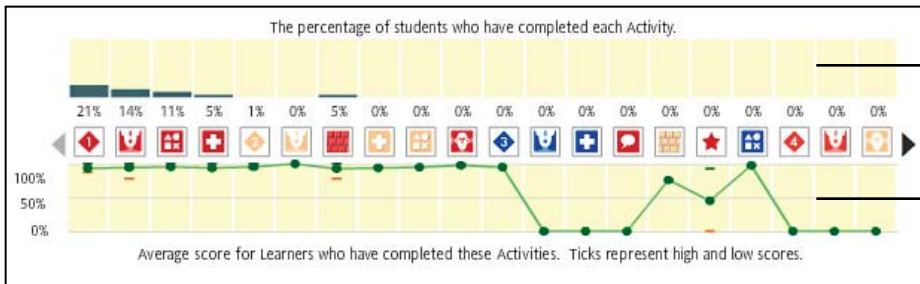
Name	Description	Learners	Author

All 5 Learner Lists Only show Curricula used in selected List

Learners count reflects only Learners within the selected List

Dashboard

Use List Views for visual overviews of the progress of Learners in a List. Create a series of List Views to display on your custom Reports page. Your collection of List Views becomes your Dashboard, from which you can access the detailed Reports you need.



Bar Graph – Percentage of students who have completed each activity.

Line Graph – Average score of Learners who have completed the Activities.

List Curriculum Report Details – measures curriculum utilization and progress.

Reports | List Curriculum Report > Spanish Level 1 (119 Learners assigned)

Language: Spanish (Latin America) Level 1
Curriculum: Standard

First Name	Middle	Last Name	Overall Score	Progress	Time	Last Activity Date	Current Activity
Jeffrey		Kenner	96%	46%	8h:45m	Wed Oct 29 2008	U2 L5 Production Milestone
Learner	4		100%	3%	0h:55m	Tue Oct 14 2008	U1 L1 Core Lesson
Mary	M	Furbush	98%	3%	1h:10m	Sat Sep 13 2008	U1 L5 Production Milestone

Learner Report – overview of a Learner’s progress on each activity.

RosettaStone Rosetta Stone Manager | Reports Signed in as super_admin Sign Out

Reports Learner Report > Jeffrey Kenner, (Standard)

Language Level: Spanish (Latin America) Level 1 Overall Score: 96% Progress: 46% Current Activity: U2 L5 Production Milest... Not Yet Started Time Spent: 8h:45m Home Group: All Languages Group

Last Activity Date: Wed Oct 29 2008 Learner Group: All Languages Group

Activity	Score in Activities	Status	Time Spent	Last Attempt
U1 L1 Core Lesson	100%	Completed	0h:18m	Fri Sep 26 2008
U1 L1 Pronunciation	100%	Completed	0h:2m	Wed Sep 24 2008
U1 L1 Vocabulary	100%	Completed	0h:2m	Wed Sep 24 2008
U1 L1 Grammar	100%	Completed	0h:5m	Wed Sep 24 2008
U1 L2 Core Lesson	96%	Completed	0h:21m	Fri Sep 26 2008
U1 L2 Pronunciation	97%	Completed	0h:4m	Fri Sep 26 2008
U1 L1 Writing	100%	Completed	0h:3m	Fri Sep 26 2008
U1 L2 Grammar	100%	Completed	0h:4m	Fri Sep 26 2008

Usage Report – displays the hours spent on lessons by all Learners in a selected Group, listing all Languages in that Group.

Usage Report

Filter Usage: From: To: Include Inactive Learners Update Clear Filters

Choose Group: School District All Languages Group Elementary Schools Elem School 1 Elem School 1 ELL Program **Elem School 1 Newcomers** Elem School 2 Elem School 2 ELL Program Elem School 2 Registrations Middle Schools

Usage for this Group: Total Usage: 4h:12m*

Language	Usage
English (American) Level 1	0h:0m
English (American) Level 2	0h:0m
English (American) Level 3	0h:0m
French Level 1	2h:18m*
French Level 2	0h:33m*
French Level 3	0h:55m*
Spanish (Latin America) Level 1	0h:26m*
Spanish (Latin America) Level 2	0h:0m

Usage for Learners within this Group:

First Name	Last Name	Language	Usage	Last Activity Date	Curriculum	Overall Score	Progress	Current Activity
Mike	Morgan	French Level 1	1h:9m*	Thu Aug 28 2008	Standard	98%	6%	U1 L2 Vocabula...
Mike	Morgan	French Level 3	0h:55m*	Mon Sep 1 2008	Standard	98%	3%	U1 L1 Writing
test	test	French Level 1	1h:10m*	Tue Aug 12 2008	Extended wit...	96%	6%	U1 L2 Listening...
Mike	Morgan	French Level 2	0h:33m*	Sun Sep 14 2008	Standard	86%	2%	U2 L1 Pronunci...
Learner	31	English (Ame...	0h:0m	N/A	Standard	0%	0%	U1 L1 Core Les...

*Learner Usage prior to Version 3.3 Upgrade is estimated

Note: All reports can be viewed, printed and exported.

Rosetta Stone Manager

Default Scoring

Rosetta Stone® Manager Default Scoring lets the Administrator know what the minimum score defaults are for each Activity. Learners will know when they have achieved the minimum score when they receive a check mark on the Activity within their path of study.

*Minimums can be modified by customizing Curriculum in Rosetta Stone Manager.

